

INDUSTRIAL TOOL GRINDERS



*MAINTAINING YOUR
TOOLS AND PRODUCT
QUALITY JUST GOT
EASIER*

BS-260

Sharp tools are paramount in maintaining production speed and quality. This series of Industrial Tool Grinders from HOLYTEK ensures best performance for cutting tools used in woodworking and other applications. This series of equipment makes grinding and resharpening easier and more economical than ever before.

HOLYTEK

UNIVERSAL CARBIDE TOOL GRINDER



Economical and Durable Solutions to Your Grinding Demands!

Application:

- Grinding or resharpening of finger joint cutters
- Profile cutters
- Milling cutters
- Reversible bevel tenon cutters
- Three-side, four-side moulder cutters
- Sets of cutterheads with reversible knives
- Grooving cutters
- All kinds of copy shaper and bamboo, rattan cutters.




- Working Length 203 mm
- Outer Dia. Ø250 mm




TYPICAL APPLICATIONS

1. LINEAR MOTION GUIDE STANDARD
2. STANDARD ACCESSORIES



ROUTER BIT GRINDING ATTACHMENT-
 Maximum shank capacity
 Ø13mm, special 19mm.



CARBIDE KNIFE GRINDING ATTACHMENT-
 For sharpening straight knife
 capacity 200 x 38 x 6.5mm.




CARBIDE SAWBLADE GRINDING ATTACHMENT-
 For sharpening sawblades
 maximum diameter Ø508mm.

3. OPTIONAL- FINGER-JOINT CUTTER GRINDING ATTACHMENT


BS-250A

- With 1:1 tracing grinding device.
- Grind capacity: Length 203mm, outer dia. 250mm.



BS-300

- Working Length 254 mm
- Outer dia. Ø250mm




SPECIFICATIONS:

MODEL	BS-250A	BS-260	BS-300
Grinding wheel size	Ø150 x 16 mm	Ø150 x 16 mm	Ø150 x 16 mm
Grinding wheel speed	3400 rpm	3400 rpm	3400 rpm
Grinding wheel motor	1 HP	1 HP	1 HP
Coolant pump motor	1/8 HP	1/8 HP	1/8 HP
Table longitudinal travel	Crossed roller linear motion guide		
Table cross travel	— —		Crossed roller linear motion guide
Indexing device	Precision micro adjustment		
Machine size	800 x 850 x 1380 mm	850 x 850 x 1380 mm	930 x 900 x 1400 mm
Packing size	1000 x 1000 x 1480 mm	1000 x 1000 x 1480 mm	1150 x 1150 x 1500 mm
N.W	340 kgs	320 kgs	400 kgs
G.W.	420 kgs	400 kgs	490 kgs

TCT SAW BLADE GRINDER


- All travels on BS-280 are equipped with cross roller linear motion guides.
- Tooth indexing, saw blade clamp and micro-adjustment for saw blade infeed make this unit a comprehensive, easy to operate, high precision tool grinder.
- BS-280C is economical model

TYPICAL APPLICATIONS



BS-280

- Precision model




BS-280C



SPECIFICATIONS:

MODEL	BS-280	BS-280C
Grinding capacity	Ø76 ~ 600 mm	
Grinding wheel size	Ø150 x 16 mm	
Grinding wheel speed	4000 rpm	
Grinding wheel motor	1/2 HP	
Eccentric motor	40w	
Coolant pump motor	1/8 HP	
Machine size	1120 x 710 x 1270 mm	850 x 850 x 1110 mm
Packing size	1240 x 880 x 1540 mm	870 x 870 x 1230 mm
N.W	400 kgs	100 kgs
G.W.	490 kgs	130 kgs

HEAVY DUTY STRAIGHT KNIFE GRINDER



TYPICAL APPLICATIONS

BS-600 Super Sharp Straight Knife Grinder

Especially suitable for sharpening woodworking straight knives, plain knives and various industrial use straight knives. The knife undergoes coarse wheel grinding, then fine wheel grinding to sharpen the knife edge again, obtaining a super sharp edge and extending the life of the knives.

BS-650 Special Straight Knife Grinder

Equipped with magnetic chuck for fast, easy operation and calibration. The grinding speed is much faster than BS-600.

BS-600



BS-650



SPECIFICATIONS:

MODEL	BS-600	BS-650
Coarse capacity	610 x 76 x 16 mm	660 x 76 x 16 mm
Coarse grinding wheel size	Ø250 x 17 x 25.4 mm	Ø250 x 17 x 25.4 mm
Fine grinding wheel size	Ø100 x 50 x 50.8 mm	Ø100 x 50 x 50.8 mm
Grinding wheel speed	1700 rpm	1700 rpm
Coarse wheel motor	1 HP	2 HP
Fine wheel motor	1 HP	1/2 HP
Table travel motor	1/4 HP	1/2 HP
Coolant pump motor	1/8 HP	1/8 HP
Machine size	1150 x 750 x 1350 mm	1670 x 740 x 1500 mm
Packing size	1240 x 880 x 1540 mm	1760 x 840 x 1760 mm
N.W.	280 kgs	630 kgs
G.W.	360 kgs	750 kgs

UNIVERSAL WOODWORKING TOOL GRINDER (3-in-One)

TYPICAL APPLICATIONS

BS-800



Combines cutter grinding, circular saw blade grinding and straight knife grinding operations in one unit. This compact machine is well-suited for woodworking shops.

SPECIFICATIONS:

MODEL	BS-800
Cutter (dia. x W)	Ø203 x 200 mm
Grinding capacity Carbide saw (dia. x T)	Ø76 x 600 mm
Carbide knife (L x W x H)	610 x 76 x 16 mm
Router bits (Shank)	13 mm
Grinding wheel speed	3400 rpm
Grinding wheel motor	3 HP
Coolant pump motor	1/8 HP
Machine size	1200 x 1200 x 1450 mm
Packing size	1500 x 1500 x 1550 mm
N.W./G.W.	750 / 820 kgs

HEAVY DUTY PROFILE GRINDER (1:1)

JF-330



- Work table moves on 9mm linear bearing rail guides, accuracy to .005mm, grinding length up to 300mm.
- Grinding wheel is micro-adjustable, and driven by a 2HP variable speed motor.

SPECIFICATIONS:

MODEL	JF-330	
Grinding capacity	Cutter (dia.xW Ø12" x 12")	
	H.S.S. cutter head (dia. x w) Ø12" x 12	
Work table(Max.)	left-right —13" (330 mm)	
	back-front —6" (150 mm)	
Grinding wheel size(dia. x bore)	Ø195 x 60 mm	
Speed of grinding wheel	1500 ~ 2900 rpm variable speed	
Motor	Grinding wheel	2 HP
	Cooling system	1/8 HP
Electric system	Magnetic switch	
Machine size	1200 x 1300 x 1300 mm	
Packing size	1350 x 1450 x 1480 mm	
N.W./G.W.	500 / 700 kgs	

• All specifications, dimensions and design characteristics shown in this catalogue are subject to change without notice.

HOLYTEK

HOLYTEK INDUSTRIAL CORP.

9F-1, NO. 400, SEC. 1, CHANG PING RD., TAICHUNG, TAIWAN, R.O.C.

TEL: 886-4-2245-2818 (REP.) FAX: 886-4-2243-6928

E-mail: holytek@ms13.hinet.net

http://www.holytek.com.tw

HOLYTEK

I SVERIGE AB

SE-512 91 Sexdrega

Tel +46 325 625547