

Pneumatic & Hydraulic **CLAMP CARRIER**

HYDRAULIC ROTARY COMPOSER

**MASS PRODUCTION
FOR COLD EDGE
GLUING AND
LAMINATING WOOD**



This pneumatic semi-auto. Clamp Carrier is ideal for the manufacturing of solid wood chair seats, table tops, door panels, turnings, floor and furniture boards, etc. Very solid construction and an easily operated machine, it is a complete line of automated room temperature lamination. The wood is also dried naturally to achieve maximum bond strength.

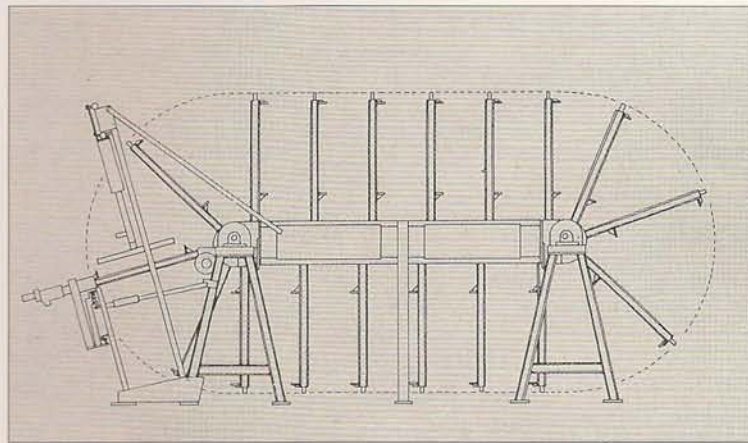
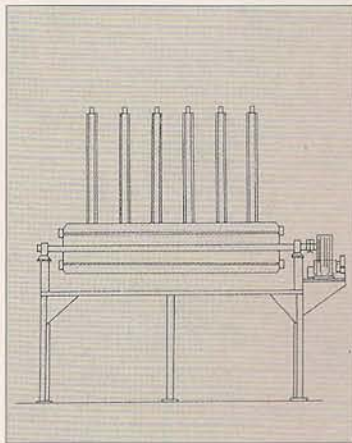
HOLYTEK

HOLYTEK

CLAMP CARRIER

- Why are HOLYTEK's Clamp Carriers, Glue spreaders & Hydraulic Composers so well designed and such good value?
With more than 20 years of manufacturing experience, we offer very simple and most efficient equipment - with maximum rigidity and durability. Every machine has a special steel frame, large diameter shafts, heavy-duty chains, large cast iron sprockets, and an auto clamp carrier rotation cycle, all of which help to minimize operator fatigue and maximize productivity.
- Our super heavy-duty clamps with zinc-plated, corrosion-resistant, 1" x 2" rails and huge 7/8" screws provide super strength and durability. Clamps have a 3 1/2" high jaw and with accessories will laminate up to 6" (optional).
- The rear jaw is quickly and easily repositioned for different panel widths.
- The Pneumatic Panel Flattener is designed to hold down the stock flat while each clamp is tightened.
- Hold down bars are designed for edge gluing these panels (of less than 20mm). They prevent the boards from springing out of the clamps during tightening (optional).
- The Fully Automatic Clamp Carrier is the ideal labor-saving device for high production. The automatic carriage traverses from left to right, flattening panels and tightening clamps that pass on the circuit.
- Used for edge, face, assembly and laminating gluing, the ready-to-apply glues are usually aliphatic and polyvinyl acetate adhesives. These glues seep through the tiny wood pores and set, the remnant compound adhering quite strongly under the proper polymer specifications, solvents, heat, etc.

ILLUSTRATION FOR CLAMP CARRIER



EXAMPLES FOR TIMBER GLUINGS



CHOICES OF CLAMP CARRIER

CC-20-8

of clamps (6 ~ 14 clamps)

of section (6,8,12,16,20,30,40 section)


* Version of max. working length (100", 120", 150" & 4.6M/5M)

max. working depth (38", 44", 50", & 52")

max. working thickness (4" or 6")



Heavy-duty clamps with zinc-plated, corrosion-resistant, 1" x 2" rails and huge 7/8" screws provide super strength and durability. Clamps have a 3 1/2" high jaw and with accessories will laminate up to 6" (optional).




CC-12-6 CLAMP CARRIER

Picture shown is a 12 section. 6 clamps for each section.



Pneumatic Panel Flattener & Extra Hold Down Bars Clamp

Very easily adjustable pneumatic panel flattener with a powerful clamping capacity. The extra hold down bars clamp is designed for stock thicknesses less than 3/4". They prevent boards from springing out of the clamps during tightening (optional).



PNEUMATIC CLAMP CARRIER

The pneumatic clamp tightener is standard for all clamp carriers, has a very fast speed and an impact-style wrench - although they are a little noisy.

PNEUMATIC & HYDRAULIC CLAMP CARRIER

(SEMI-AUTO TYPE)



CC-20-8

- This model is the most versatile and reliable edge-gluing machine available in the woodworking industry today. Model CC-20-8, pictured here, is equipped with 20 sections. 8 clamps each section.
- Choices of 12, 16, 20, 30, 40 sections on the Caterpillar Chain drive series are available.
- Choice of clamps on each section.
- Working thickness capacity: 3/5"~4" (max. 6" for optional)
- If thickness is less than 3/4", the separate hold-down trays as option to prevent the board become warped.
- A caterpillar type chain drives sections. (For models with over 12 sections only)
Available on both Automatic and Semi-automatic models, for choice.
- Pneumatically operated clamp tightener provides rapid tightening and loosening of clamps. Hydraulic clamp tightener is optional.
- Individual clamps can be moved to adjust the distance between two clamps.
- Panel flattener is actuated by air cylinder. When clamps are tightened, the panel flattener is applied to hold the work piece horizontal, providing a highly flat panel.
- All parts are ruggedly constructed for maximum stability and non-brittle rigidity.
- Foot switch control for operational convenience.


6 OR 8 SECTION ROTARY CLAMP CARRIER

- The simplest and most economical 6 or 8 section rotary clamp carrier available today.
- Choice of 6 -12 clamps on each section.
- Max. clamp working depth: 38", 44", 50", 52". Max. working length: 100", 120", 150"
- Sections are driven directly by a motor with gear reducer.
- Semi-automatic models are standard.
- Pneumatically operated clamp tightener provides rapid tightening and loosening of clamps. Hydraulic clamp tightener is optional.
- Individual clamps can be moved to adjust the distance between two clamps.
- Panel flattener is actuated by air cylinder. When clamps are tightened, the panel flattener is applied to hold the work piece flat, providing a very horizontally-level panel.
- Foot switch control for operational convenience.



CC-06-8

EXTRA LENGTH OF HYDRAULIC CLAMP CARRIER



CC- 16-12

(max. working length= 4.6M)

(max. working depth = 44")

Machine is equipped with two gear reducer sets; motors of both sides have inverter control of innovative design, that makes the machines more stable and expandable.

CLAMP CARRIER MAX. WORKING LENGTH IS 4.6M OR 5M. SPECIALIZED IN FINGER-JOINT PIECES LAMINATING.




- The machine is equipped with two sets of hydraulically operated clamp tighteners, providing extremely powerful, uniform and fast clamping performance.
- Clamping force is adjustable to suit various types of workpieces.
- Each tightener is driven by an independent hydraulic system made of high quality components, which ensure long service life.



Heavy-duty worm reducer insures controlled indexing, even when rotating an unbalanced load. The caterpillar chain for rotation feeding is heavy-duty and stable.


FULLY AUTOMATIC HYDRAULIC CLAMP CARRIER



The Fully Automatic Hydraulic Clamp Carrier is designed for high production requirements. It is an ideal machine for high quality work for furniture and cabinet manufacturing plants. The machine is ruggedly constructed throughout for maximum operational stability.


It is easy to operate. The automatic carriage traverses from left to right, flattening panels and tightening clamps. A separately mounted control box provides added operational convenience. The fully automatic operation upgrades working efficiency, reduces labor costs and ensures consistently high product quality.

HEAVY DUTY HYDRAULIC ROTARY COMPOSER



R4-6200-1300

- 4 section configuration.
- Working size (L x W x H) 244" (6200mm) x 51" (1300mm) x 2/5" (10mm)~6"(150 mm)
- 10 HP hydraulic pump




A2-4600-1300

- 2 section configuration
- Working size (LxWxH) 181" (4600mm) x 51" (1300mm) x 2/5" (10mm) ~ 6"(150 mm)
- 10 HP hydraulic pump

HOLYTEK Hydraulic Rotary Composers are designed and engineered for efficient production of big panels. Each machine is ruggedly constructed throughout for heavy-duty operation. The side and up pressing hydraulic cylinders assure superior composing performance. The machines are equipped with high performance and a powerful hydraulic system, permitting long, continuous operation. High quality hydraulic components feature extremely smooth and powerful motions. The series provide 1, 2, 4, 6, and 12 sections to choose from. Various working size capacities give you another flexible choice.


R6-2500-1300

- 6 section configuration.
- Working size (L x W x H)
98" (2500mm)x 51" (1300mm)x 2/5" (10mm)~6"(150 mm)
- 7.5 HP hydraulic pump



* Max. working thickness up to 8" upon request for the Rotary Composer.

EXTRA LENGTH OF HYDRAULIC COMPOSER



R1-12000-1300

One section, 40' (12M) long length Hydraulic Composer for construction beam laminating.


SPECIFICATION

MODEL	R4-6200-1300	R4-4600-1300	A2-6200-1300	A2-4600-1300	R6-2500-1300
Working size:L x W x H	6200 x 1300 x 10-150mm	4600 x 1300 x 10-150mm	6200 x 1300 x 10-150mm	4600 x 1300 x 10-150mm	2500 x 1300 x 10-150mm
Oil pressure type					
Up pressure	80Ø x 80 1 side 18pcs total 72pcs	80Ø x 80 1 side 13pcs total 52pcs	80Ø x 80 1 side 18pcs total 36pcs	80Ø x 80 1 side 13pcs total 26pcs	80Ø x 80 1 side 6pcs total 56pcs
Mid pressure	40Ø x 150 1 side 18pcs total 72pcs	40Ø x 150 1 side 13pcs total 52pcs	40Ø x 150 1 side 18pcs total 36pcs	40Ø x 150 1 side 13pcs total 26pcs	40Ø x 150 1 side 13pcs total 52pcs
Side pressure	63Ø x 550 1 side 2pcs total 8pcs	63Ø x 550 1 side 2pcs total 8pcs	63Ø x 550 1 side 2pcs total 4pcs	63Ø x 550 1 side 2pcs total 4pcs	63Ø x 280 1 side 2pcs total 12pcs
Pressure	140kg/cm ²	140kg/cm ²	140kg/cm ²	140kg/cm ²	140kg/cm ²
Motor	3HP/6P	3HP/6P			2HP/6P
Hydraulic pump	10HP	10HP	10HP	10HP	7 1/2HP
Machine Size (cm)	770 x 265 x 290	610 x 265 x 290	710 x 210 x 230	550 x 210 x 230	380 x 290 x 340
Packing Size (cm)	803 x 300 x 343	650 x 300 x 343	710 x 210 x 250	550 x 210 x 250	409 x 355 x 370
N.W./G.W.	16500/19500kgs	12000/14000kgs	12000/12500kgs	8700/9000kgs	6500/7900kgs

■ All specifications, dimensions and design characteristics shown in this catalog are subject to change without notice.

ROLLER TYPE GLUE SPREADER

HOLYTEK Roller Type Glue Spreader is designed and manufactured for uniform gluing with maximum simplicity and minimum trouble. The glue spreader consists of a smooth steel gluing roller and doctor roller. Gap between gluing and doctor rollers is adjustable to varying glue film thickness on the workpiece. Roller surfaces are precision ground and hardened. This series of glue spreader provides 3 models with choices of 24", 36" and 48" widths. Additional options are double or single slide gluing to meet your production requirements.



FE-024 036 048


CHAIN CONVEYOR TYPE GLUE SPREADER

- The Chain Conveyor type Glue Spreader is designed for automatic continuous gluing operations. When the conveyor starts running, the workpiece moves over the gluing roller, spreading glue on the workpiece bottom.
- The gluing and doctor rollers' gap is adjustable to varying glue film thickness on workpiece. After the job is accomplished, the stainless steel glue pan and effective grooved chrome surface steel roller can easily be removed for cleaning.
- The AN-030 glue spreader has 3M of length machine (5M length is optional) and 420mm working width. Custom conveyor lengths are available upon request
- Single side & double side gluer upon request.

MANUAL GLUE SPREADER



AN-010



AN-030

HOLYTEK

HOLYTEK INDUSTRIAL CORP.

9F-I, NO. 400, SEC. 1, CHANG PING RD., TAICHUNG, TAIWAN, R.O.C.

TEL: 886-4-2245-2818 (REP.) FAX: 886-4-2243-6928

E-mail: holytek@ms13.hinet.net

<http://www.holytek.com.tw>

HOLYTEK

I SVERIGE AB

SE-512 91 Sexdrega

Tel +46 325 625547