


# Vertical Twin Resaws TF-800 Twin



**THAI FENG**




**HOLYTEK**

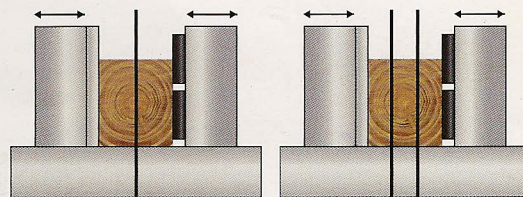
I SVERIGE AB

SE-512 91 Sexdrega

Tel +46 325 625547

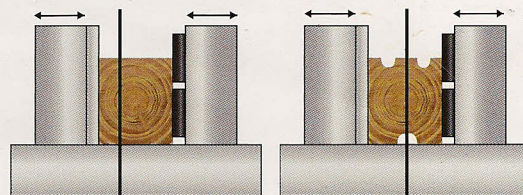


**CUTTING PATTERNS :**



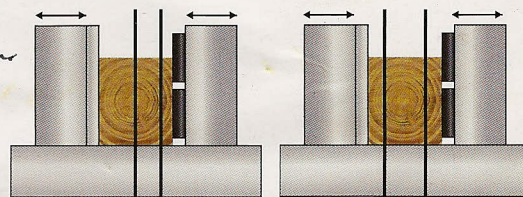
CENTRE CUTTING

CENTRE CUTTING



OFF CENTRE CUTTING

CENTRE CUTTING  
AFTER MOULDING



OFF CENTRE CUTTING

DIMENSION CUTTING

**SPECIFICATIONS:**

MODEL	TF-800 Twin
Distance from fence to centre sawblade	180mm
Distance from feed rollers to centre sawblade	200mm
Distance between saws (min)	5mm
Distance between saws (max)	100mm
Height from the floor to the working table	960mm
Wheel diameter	815mm
Wheel width	90mm
Saw blade width	100mm
Saw blade length	5305mm
Feed speed	Variable <i>up to 230m</i>
Hydraulic pump motor	2HP
Wheel drive motor	25HP x 2
Machine weight	4300kgs
Machine dimensions	L330 x W140 x H242 cm

■ Specifications and other features are subject to change without notice.



**THAI FENG MACHINERY WORKS CO., LTD.  
SAW EDGE MACHINERY FACTORY**

NO.172, SEC.3, MIN TSU RD., TAN TZU HSIANG, TAICHUNG HSINE, TAIWAN, 427

TEL: 886-4-2567 0229 • 886-4-2565 1048

FAX: 886-4-2567 0329

E-mail: thaifeng@ms26.hinet.net

http://www.thaifeng.com